
COVID-19 infections in the districts of Oslo

SHORT REPORT

ERIK GANESH IYER SØEGAARD

E-mail: erikganesh@hotmail.com

Southern Oslo District Psychiatric Centre

Division of Mental Health and Addiction

Oslo University Hospital

and

Division of Mental Health and Addiction

University of Oslo

He has contributed to the concept, design, collection, analysis and interpretation of data, literature search and drafting/revision of the manuscript.

Erik Ganesh Iyer Søegaard, specialist in psychiatry, head of department, legal practitioner and PhD student.

The author has completed the ICMJE form and declares no conflicts of interest.

ZHANNA KAN

Southern Oslo District Psychiatric Centre

Division of Mental Health and Addiction

Oslo University Hospital

She has contributed to the analysis and interpretation of data, literature search and drafting of the manuscript.

Zhanna Kan, PhD in cardiology, researcher and specialty registrar in psychiatry.

The author has completed the ICMJE form and declares no conflicts of interest.

BACKGROUND

Belonging to certain ethnic groups, socioeconomic status and cramped living conditions are assumed to affect the risk of infection with SARS-CoV-2. We wanted to examine correlations between a selection of sociodemographic

variables and infection rates in Oslo's districts.

MATERIAL AND METHOD

Aggregated data on districts obtained from Oslo City Government's statistics database were collated with cumulative figures for PCR-confirmed cases of SARS-CoV-2 as of 3 December 2020. We selected some variables from the living conditions indicators that showed a strong correlation with infection rates. The composite variable 'socioeconomic status' included income, education and labour market attachment. 'Household density' included the proportion of people in cramped living conditions and multi-family households. We performed an unadjusted and adjusted standard multiple linear regression analysis of the impact of immigrant ratio, socioeconomic status and household density on infection rates.

RESULTS

Immigrant ratio, socioeconomic status and household density were all associated with infection rates in the districts. Pearson's correlation coefficients (95 % CI) were 0.97 (0.93 to 0.99), -0.93 (-0.97 to -0.86) and 0.88 (0.77 to 0.98) respectively, all with $p < 0.001$. In the adjusted model, immigrant ratio was still associated with the infection rate, $B = 3.95$ (2.16 to 5.73), $p < 0.001$, however there was no longer a statistically significant association between socioeconomic status or household density and infection rates.

INTERPRETATION

Immigrant ratio seems to be an important risk factor for infection in Oslo. Our analysis suggests that the correlation may be due to factors other than low socioeconomic status and high household density.

Main findings

The proportion of inhabitants with confirmed SARS-CoV-2 infection varied between districts in Oslo.

Immigrant ratio, socioeconomic status and household density were independently associated with infection rates.

In the multi-adjusted analysis, there was a statistically significant association between the immigrant ratio and infection rates. This was no longer the case for socioeconomic status and household density.

Studies show that some groups are more affected by the COVID-19 pandemic than others, both internationally and in Norway. A large study of socioeconomic factors in over one million cases in the United States found that a low level of education and an African-American background were strongly associated with infection, more severe symptoms and death as a result of COVID-19 (1).

Immigrants are overrepresented in infection statistics throughout Scandinavia (2). In Norway, 36 % of those with confirmed COVID-19 are immigrants born abroad to foreign parents, even though they only represent 15 % of the population (3). The most common explanations for the disproportionate rates include differences in somatic disease burden, living conditions and real opportunities for social distancing, e.g. because many work in service industries or live at close quarters and in cramped conditions. However, socioeconomic resources are also closely linked to immigrant status and ethnic background.

Oslo is a city with large disparities between districts and sub-populations. The tendency is for more cramped living conditions and a higher immigrant ratio in districts with a lower socioeconomic status (4). These also have significantly higher infection rates (5). The purpose of this study was to analyse the relationship between sociodemographic factors and infection rates in Oslo's districts.

Material and method

On 3 December 2020, sociodemographic data were retrieved from Oslo City Government's statistics database, whose data is sourced from Statistics Norway (4). Data on the cumulative number of registered cases of SARS-CoV-2 confirmed in a polymerase chain reaction (PCR) test as of 3 December 2020 were obtained from Oslo City Government's Agency of Health (5).

In the analyses, we applied the same definitions as those used in the statistics database (4). Immigrants were defined as people born abroad to foreign parents (formerly called first-generation immigrants) or Norwegian-born with two parents born abroad (formerly called second-generation immigrants). Cramped living conditions were defined as households with more than one person per room or less than 20 square metres per person. Multi-family households were defined as households where the occupiers are made up of two or more families. Low level of education referred to 21–29-year-olds who had not completed upper secondary school. People aged 30–59 with no attachment to the labour market were defined as unemployed. Mean income was calculated on the basis of gross income per person over 16 years of age.

We created two composite variables. The formative variable *socioeconomic status* was created by converting the variables 'education', 'income' and 'employment' to the same scale (0 to 1) and taking an equally weighted average of these (6). Similarly, we converted the proportions in cramped living conditions and multi-family households to a variable that we called *household density*.

We first examined bivariate correlations for all variables in three of the statistics database's sub-categories: population, living conditions and living conditions indicators, with registered cases of SARS-CoV-2 infection. In the further analysis, we selected variables that had a significant correlation with infection, with $p < 0.01$ (alone or as part of a composite variable). We then calculated Pearson's correlation coefficient between these variables and infection rates. Next, we performed a linear regression analysis using infection

rates in the districts as a dependent variable and the two composite variables and immigrant ratio as independent variables, both separately and simultaneously in a multi-adjusted analysis. This analysis was weighted for the number of people in the districts.

The assumption of normal distribution was checked using a histogram of the residual plot. The analyses were performed in SPSS version 27.

The data are publicly available and are not personally identifiable. There was therefore no need to apply for permission to use the data.

Results

In total, there were approximately 688 000 inhabitants in the 15 districts of Oslo. The four districts in Groruddalen and Søndre Nordstrand had the most confirmed cases of infection: 2086–2623 cases per 100 000 inhabitants. These districts also had the highest immigrant ratios (44–59 %) and the highest proportions of people in cramped living conditions (15–17 %). The three western districts of Ullern, Nordre Aker and Vestre Aker, as well as the district of Nordstrand, had significantly lower infection rates: 893–1161 confirmed cases per 100 000 inhabitants, lower immigrant ratios (18–21 %) and lower proportions of people in cramped living conditions (6–11 %). The indicators for the remaining six districts were in the middle bracket (Table 1).

Table 1

Number of confirmed SARS-CoV-2 cases per 100 000 inhabitants by district as of 3 December 2020, and selected sociodemographic variables from Oslo City Government's statistics database.

District	Confirmed cases per 100 000 inhabitants	Proportion of immigrants (%)	Mean income (NOK)	Proportion in cramped living conditions (%)
Stovner	2 623	59.1	374 000	15.8
Grorud	2 451	51.7	384 000	15.4
Alna	2 380	54.7	394 000	15.4
Bjerke	2 175	44.4	439 000	15.7
Søndre Nordstrand	2 086	56.6	393 000	17.0
Gamle Oslo	1 967	39.3	446 000	11.8
Grünerløkka	1 591	34.7	451 000	11.9
St. Hanshaugen	1 569	27.9	482 000	10.7
Frogner	1 471	28.5	655 000	8.9
Sagene	1 435	26.3	476 000	11.6

District	Confirmed cases per 100 000 inhabitants	Proportion of immigrants (%)	Mean income (NOK)	Proportion in cramped living conditions (%)
Østensjø	1 264	26.3	489 000	10.4
Nordstrand	1 161	18.2	620 000	7.7
Ullern	1 094	20.7	760 000	6.6
Nordre Aker	1 032	19.2	611 000	10.8
Vestre Aker	893	17.9	817 000	6.4

Immigrant ratio, socioeconomic status and household density were all independently correlated with infection rates (Figure 1 a–c. Immigrant ratio also had a strong correlation with socioeconomic status and household density with Pearson's correlation coefficients of -0.916 (95 % CI -0.976 to -0.855) and 0.948 (95 % CI 0.893 to 0.979) respectively, both with $p < 0.001$. Socioeconomic status was negatively correlated to household density with Pearson's correlation coefficient -0.883 (95 % CI -0.955 to -0.797), $p < 0.001$.

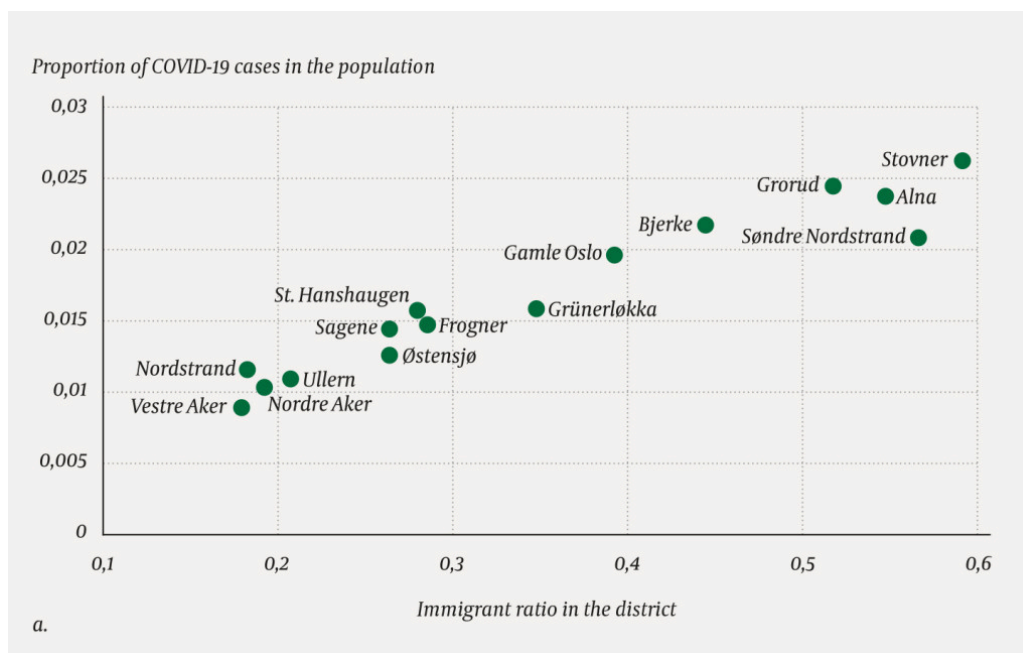


Figure 1a Proportion of confirmed COVID-19 cases per district as of 3 December 2020 by immigrant ratio (Pearson's correlation coefficient 0.965 (95 % CI 0.925 to 0.992), $p < 0.001$).

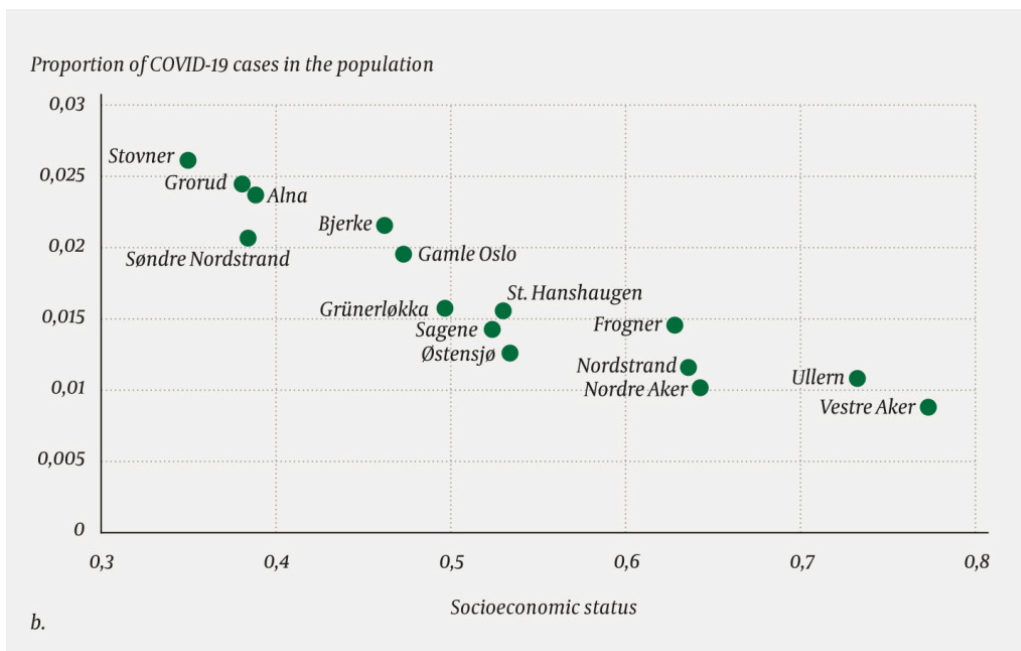


Figure 1b Proportion of confirmed COVID-19 cases per district as of 3 December 2020 by socioeconomic status (Pearson's correlation coefficient -0.925 (95 % CI -0.967 to -0.862), $p < 0.001$).

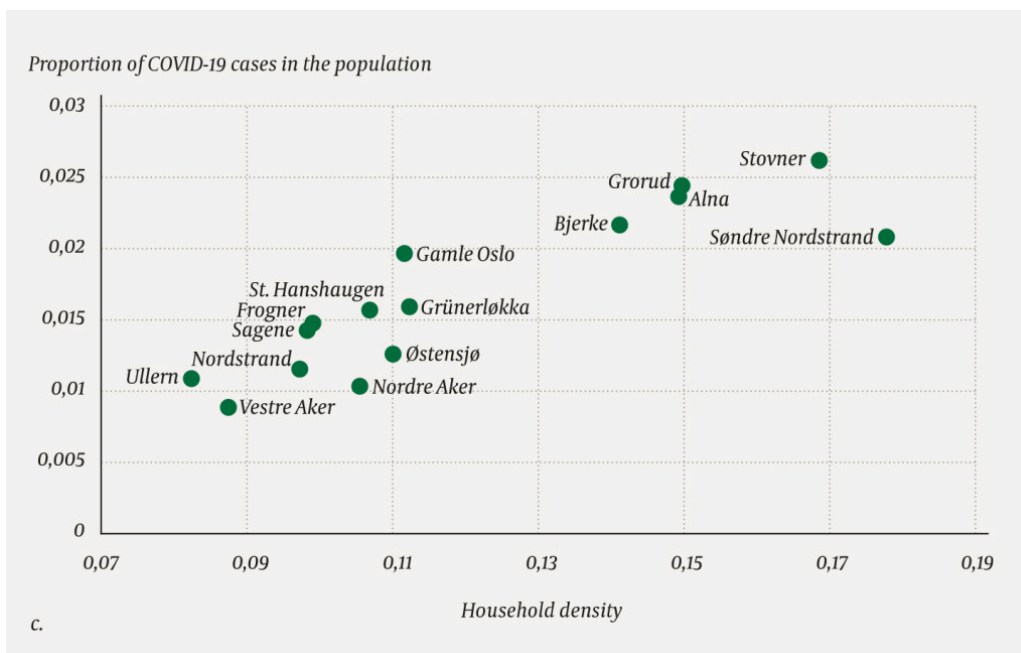


Figure 1c Proportion of confirmed COVID-19 cases per district as of 3 December 2020 by household density (Pearson's correlation coefficient 0.880 (95 % CI 0.767 to 0.976), $p < 0.001$).

Table 2 shows the results of a regression analysis performed on each of these variables individually as well as a multi-adjusted analysis performed on the three variables simultaneously. In the multi-adjusted analysis, we see that the correlation for immigrant ratio is still statistically significant, while the correlation for socioeconomic status is reduced and non-significant, and the correlation for household density is negative and non-significant.

Table 2

Unadjusted and adjusted regression coefficients from a population-weighted multiple linear regression model between the incidence of PCR-confirmed cases of SARS-CoV-2 in Oslo's districts cumulatively as of 3 December 2020 and selected sociodemographic variables

	Confirmed cases of SARS-CoV-2			
	Unadjusted B (95 % CI)	P-value	Adjusted B (95 % CI)	P-value
Socioeconomic status	-3.90 (-4.91 to -2.88)	< 0.001	-1.13 (-2.56 to 0.29)	0.107
Household density	16.58 (10.79 to 22.38)	< 0.001	-6.71 (-14.35 to 0.92)	0.079
Immigrant ratio	3.63 (3.04 to 4.22)	< 0.001	3.95 (2.16 to 5.73)	< 0.001

Discussion

We found a statistically significant association between the immigrant ratio in the districts and confirmed cases of SARSCoV-2 in Oslo that persisted when we adjusted for socioeconomic status and household density.

The Norwegian Institute of Public Health's latest report on the correlation between country of origin and confirmed infections in Oslo found similar results. It showed that the average incidence of infection was almost twice as high among people born abroad as those born in Norway, even when adjusted for gender, age and labour market attachment (7).

The Norwegian Institute of Public Health also found major disparities between different country backgrounds, where the incidence was several times higher among people born in Africa, the Middle East and South Asia than those born in Norway and Western Europe (7). Similarly, a British study found that socioeconomic status could not explain the over-representation of infection in ethnic minorities (8).

It may be that cultural/ethnic background in itself is a factor in the spread of infection. For example, there may be other norms for physical and social proximity, or there may be systematic misunderstandings about infection and infection control measures. Language barriers could also be a factor, particularly among immigrants born abroad.

The methodology and statistical analysis of aggregate averages may potentially represent weaknesses in the study. The analysis does not account for the varying uncertainty for each variable in each district. Furthermore, the values of the composite variables are created constructs. We have also used various indicators where the direction of the correlations may be unclear. See Appendix 1 for our assumptions for directions of the correlations. Since household density was negatively associated with the infection rate when we adjusted for immigrant ratio, the latter may be a confounding variable that affects both risk

of infection and living situation. One of the strengths of our analysis is that we have easily and quickly found correlations that can be useful for the health authorities etc., and which can form the basis for a more comprehensive analysis of individual data.

The article has been externally peer reviewed.

LITERATURE

1. Hawkins RB, Charles EJ, Mehaffey JH. Socio-economic status and COVID-19-related cases and fatalities. *Public Health* 2020; 189: 129–34. [PubMed] [CrossRef]
2. Diaz E, Norredam M, Aradhya S et al. Situational brief: Migration and COVID-19 in Scandinavian countries. *Lancet Migration* 2020.
3. Folkehelseinstituttet. COVID-19 Ukerapport – uke 6. <https://www.fhi.no/publ/2020/koronavirus-ukerapporter/> Accessed 11.3.2021.
4. Oslo kommune. Statistikkbanken. <https://www.oslo.kommune.no/statistikk/#gref> Accessed 3.12.2020.
5. Oslo kommune. Koronatall for Oslo 2020. <https://www.oslo.kommune.no/koronavirus/statistikk-for-oslo/> Accessed 3.12.2020.
6. Edwards JR, Bagozzi RP. On the nature and direction of relationships between constructs and measures. *Psychol Methods* 2000; 5: 155–74. [PubMed][CrossRef]
7. Indseth T, Kjøllesdal M, Jacobsen C et al. Covid-19 i Oslo etter fødeland: Personer testet, bekreftet smittet og relaterte innleggelser. Oslo: Folkehelseinstituttet, 2020. <https://www.fhi.no/publ/2020/covid-19-i-oslo-etter-fodeland-personer-testet-bekreftet-smittet-og-relater/> Accessed 11.3.2021.
8. Raisi-Estabragh Z, McCracken C, Bethell MS et al. Greater risk of severe COVID-19 in Black, Asian and Minority Ethnic populations is not explained by cardiometabolic, socioeconomic or behavioural factors, or by 25(OH)-vitamin D status: study of 1326 cases from the UK Biobank. *J Public Health (Oxf)* 2020; 42: 451–60. [PubMed][CrossRef]

Publisert: 25. March 2021. Tidsskr Nor Legeforen. DOI: 10.4045/tidsskr.20.1022

Received 13.12.2020, first revision submitted 25.12.2020, accepted 11.3.2021.

Published under open access CC BY-ND. Downloaded from tidsskriftet.no 2 July 2026.